

SL1



Description

CAN controlled shift light module with 9 LEDs, programmable functionality

Specifications

Parameter	Value
Operating voltage	7V – 18V
Current consumption	2mA LEDs off, up to 150mA LEDs white, full intensity
9 LEDs	Tri-colour, variable intensity
CAN	CAN 2.0, programmable baud rates
Size	82mm x 12mm 22mm
Weight	≈ 20g
Case	Machined plastic

Connector Details

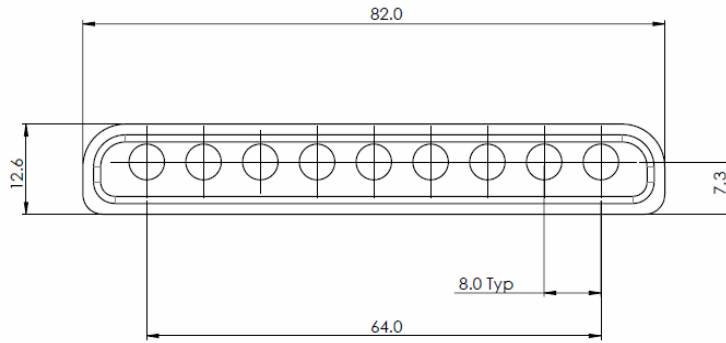
ID	Connector	Loom Side Connector
1	Bare wires (100cm)	-

Pin Out

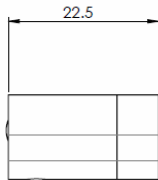
Connector	1	
Pin	Name	Function
1 (Red)	12V Power	
2 (Black)	0V Ground	
3 (Black Twisted)	CAN High	
4 (White Twisted)	CAN Low	
5 (Purple)	Reset	Power up connected to ground to reset to default CAN settings

Dimensions


Front



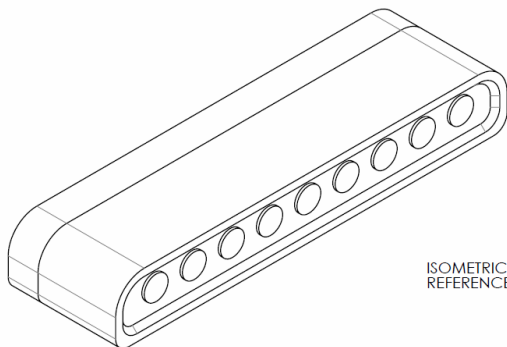
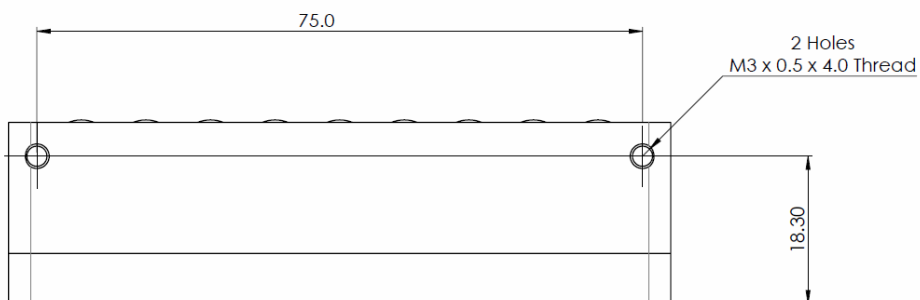
Side



Back



Bottom



ISOMETRIC VIEW
REFERENCE ONLY